



Tourism Statistics Summary – April 2010

OVERVIEW

There were 11,605 international visitor arrivals for April 2010, a marginal increase by 0.5% relative to the previous year. Sea arrivals were up 4.5% and air arrivals fell 24.4% from April 2009.

The top three countries to post year-on-year increases in visitation to Anguilla were Europe (Other), USA and Italy, up 12.8%, 8.7% and 5.6% respectively.

The purpose of visit to Anguilla was mainly for vacation with a total of 11,307 visitors or 97.9%. Business travellers accounted for 298 visitor arrivals or 2.6%.

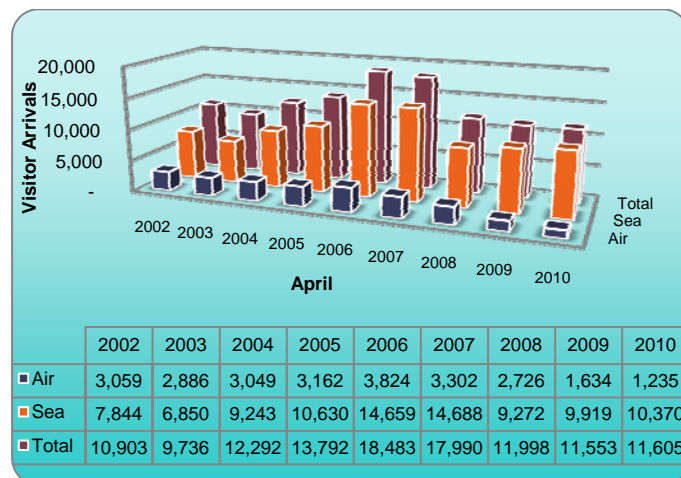


Figure 1: Visitor Arrivals, April 2002 - 2010

PASSENGER MOVEMENT

Passenger arrivals (including both residents and visitors) totalled 19,776 passengers.

The top ports of entry were the seaports, facilitating 89.5% of arrivals. Blowing Point welcomed 14,687 passengers or 74.3% of total arrivals, while Sandy Ground saw 3,015 passengers or 15.2% of total arrivals.

The Wallblake Airport, the only air access point into Anguilla landed 2,074 passengers, a share of 10.5% of arrivals.

In total, there were 20,341 outgoing passengers for the month. The seaports were the main ports of exit, with 17,890 passengers (88.0%) leaving via the two official seaports. The Blowing Point terminal ferried 14,829 passengers or 72.9% of departures, while a total of 3,061 passengers or 15.0% departed from the Sandy Ground port.

Wallblake airport saw 2,451 departures or 12.0% leaving the island.

TOURIST (Stay-Over Visitors)

For the month, tourist or stay-over visitors were recorded to be 5,998 tourists amounting to a 2.3% increase over 2009.

The average intended length of stay of tourists was shorter this month, moving from 7.5 days in April 2009 to 7.0 days.

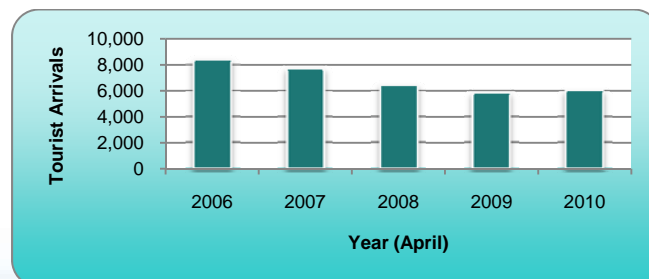


Figure 2: Tourist Arrivals, April 2006 - 2010

TOURIST (Stay- Over Visitors) *continued*

Looking at tourist arrivals for the month by the intended length of stay, it was seen that most visitors spend less than one week in Anguilla with the mode being 4-7 days (50.5%); followed by 8-15 days (22.4%), then 1-3 days (21.4%). The other 5.7% of tourists spent 2 weeks or more in Anguilla.

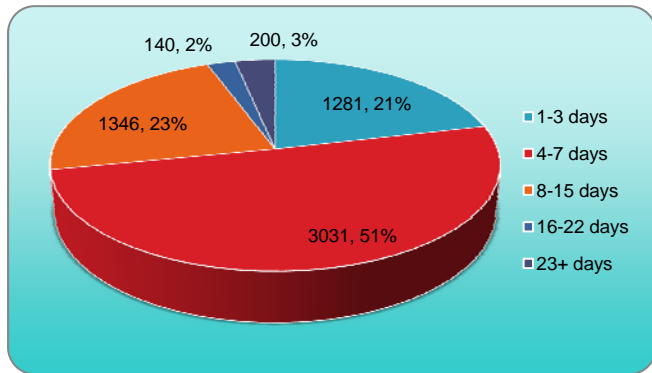


Figure 3: Tourist Arrivals by Length of Stay, April 2010

The USA and Italy were the only two countries to have increased visitation to Anguilla, picking up 15.4% and 17.9% over the corresponding period in 2009. All other regions or countries had ‘negative’ growth.

The top five countries, ranked based on arrivals were: USA, Caribbean, Dutch St. Maarten (DWI), UK and Europe (Other).

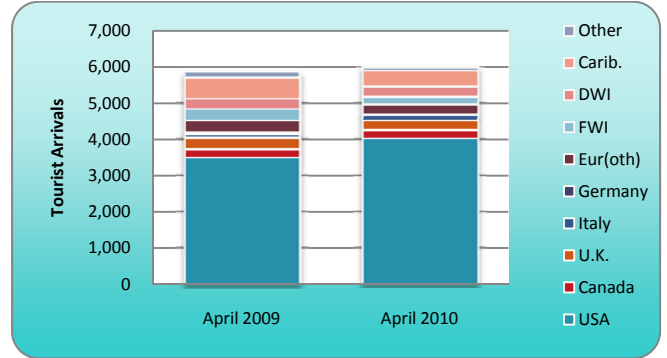


Figure 4: Tourist Arrivals by Country of Residence, April 2009 and 2010

EXCURSIONIST (Day Trippers)

Fewer excursionists visited Anguilla this month with 5,607 arrivals compared to 5,692 in April 2009, a 1.5% decline.

Approximately, one-half (50.5%) of day trippers docked in Anguilla at the Sandy Ground port this period; 48.7% via the Blowing Point terminal; and 0.9% flew in at the airport.

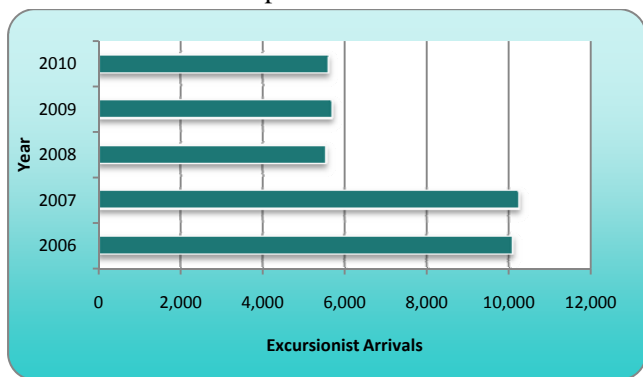


Figure 5: Excursionist Arrivals, April 2006 - 2010

The top markets for day trippers were the USA, Europe (Other) and French and Dutch St. Martin / St. Maarten. Of which, Europe (Other) was the only market to see an increase in arrivals over April 2009 by 25.5%.

Germany was the only other market to show increased excursionist arrivals, up 19.4%. Although this area holds a small share of excursionist arrivals, this was the fourth month, year-to-date, to show growth.

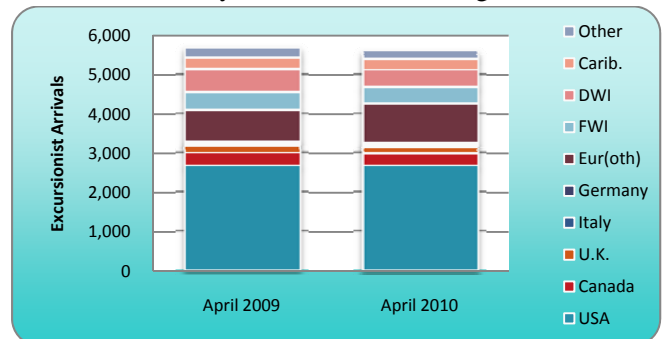


Figure 6: Excursionist Arrivals by Country of Residence, April 2009 and 2010

This report, along with other Tourism Data, is available at the Government of Anguilla Statistics Department’s website: <http://gov.ai/statistics/tourism.htm>

ANGUILLA STATISTICS DEPARTMENT
 OLD COURT HOUSE BUILDING
 P.O.BOX 60 | THE VALLEY | ANGUILLA
 BRITISH WEST INDIES
 Telephone: +(264) 497-5731 | Fax: +(264) 497-3986
 Email: statistics@gov.ai